

AAA Z

SERIES: Q-G° CONNECTOR

OF PINS/CONTACTS: 3 - 7

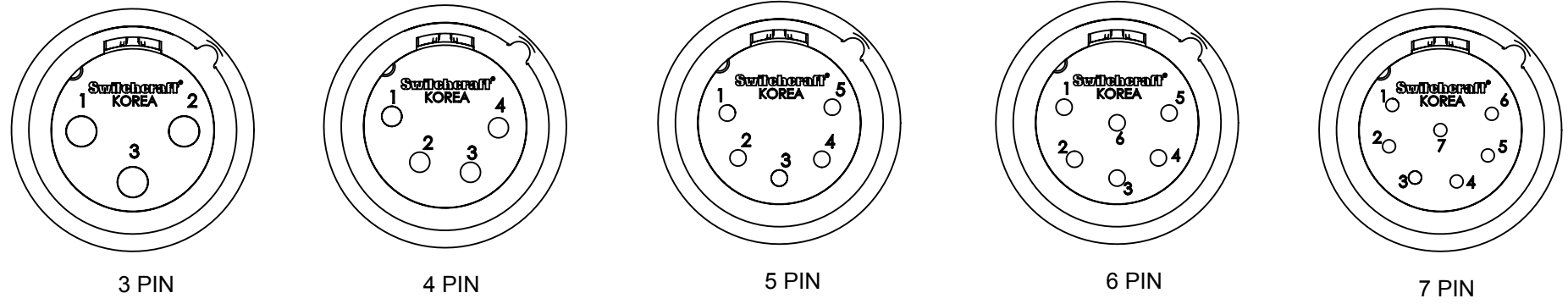
GENDER:
M - MALE
F - FEMALE

HANDLE STYLE:
BLANK - METAL HANDLE
P - PLASTIC HANDLE

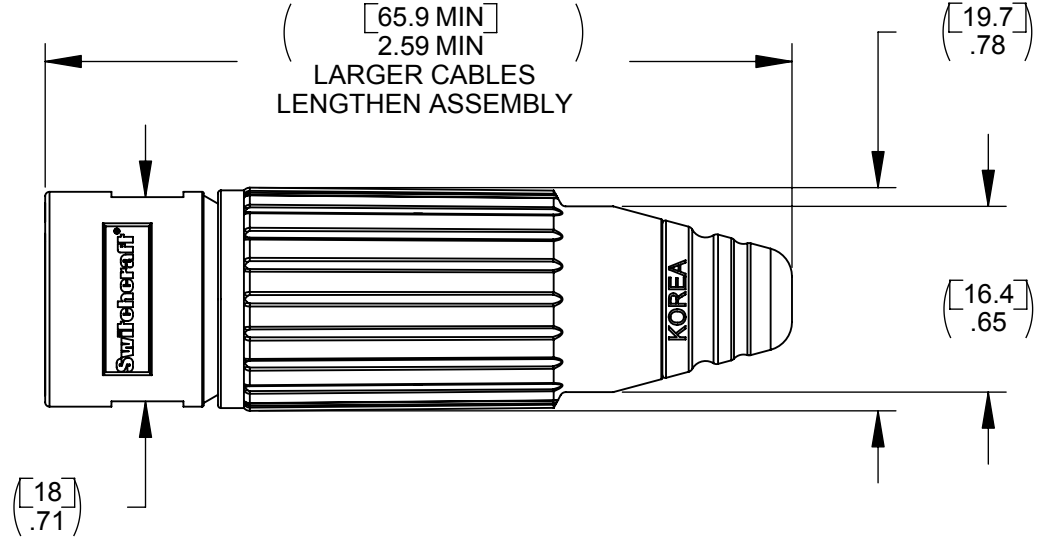
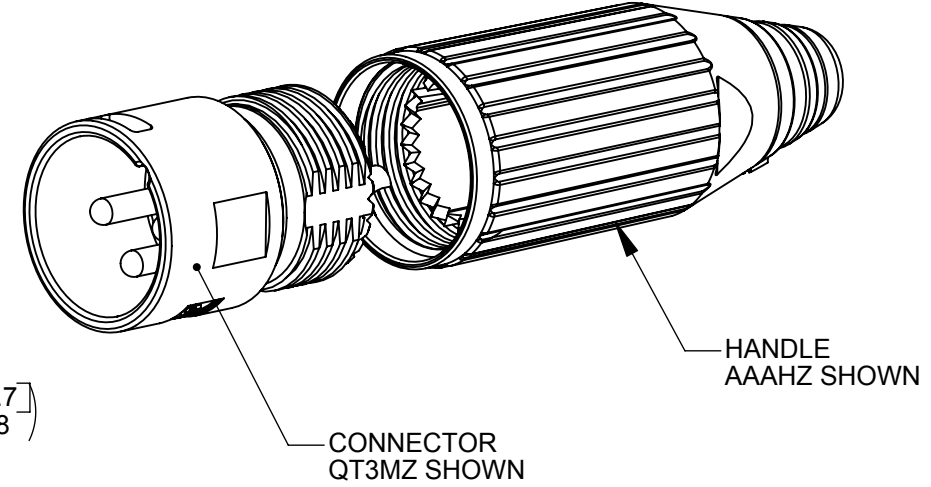
FINISH:
BLANK - NICKEL FINISH
B - BLACK FINISH

PINS/CONTACT PLATING:
BLANK - SILVER
AU - GOLD

FLEX RELIEF STYLE:
BLANK - FLEX RELIEF I.D. 0.135 [3.4mm]
ACCEPTS CABLE O.D. 0.100 - 0.260 [2.5mm - 6.6mm]
L - FLEX RELIEF I.D. 0.225 [5.7mm]
ACCEPTS CABLE O.D. 0.260 - 0.285 [6.6mm - 7.2mm]



CONTACTS AS VIEWED FACING MALE CONNECTOR



CUSTOMER DRAWING

- NOTE:
- CONNECTORS AND HANDLES SHIPPED SIDE BY SIDE OR IN BULK.
 - THESE PRODUCTS ARE RoHS COMPLIANT.

REV	ECO NUMBER	DATE	BY	APVD
D	25711	10-17-07	JGK	TJK
C	24940	3-11-05	JL	TJK
B	24552	10-13-03	JL	BRH
A	24446	8-12-03	JL	BRH
REVISIONS				

★ STAR SYMBOL DENOTES CRITICAL DIMENSION

UNLESS OTHERWISE SPECIFIED

- ALL DIMENSIONS IN INCHES
- TWO PLACE DECIMALS ±0.01
- THREE PLACE DECIMALS ±0.005
- ANGLES ±1°
- ALL DIA. CONCENTRIC WITHIN 0.005 T.I.R.
- FEATURES ON THE SAME CENTERLINE MUST BE ALIGNED WITHIN ±0.002
- REMOVE ALL BURRS

DO NOT SCALE DRAWING

THIS DRAWING DESCRIBES A DESIGN CONSIDERED PROPRIETARY IN NATURE, DEVELOPED AND MANUFACTURED BY SWITCHCRAFT INC. AND IS RELEASED ON A CONFIDENTIAL BASIS FOR IDENTIFICATION PURPOSES ONLY.

SIZE *	WIDTH *	MULT *	LBS/M *	TEMPER *
FINISH *			MATERIAL *	
SPEC No. *			SPEC No. *	
FIRST USED ON *		SCALE 1.5:1		
DATE DRAWN	BY	CHKD	APVD	
03-10-03	BRH	BRH	BRH	
		8-12-03	8-12-03	
NAME			PART No.	REV
MALE QT CONNECTOR, RoHS			AAA_MZ SERIES	D

Switchcraft®

SHEET 1 OF 1